

# Re-use Wonder Competition Entries for 2015

**Re-use Wonder  
Competition 2015  
is proudly  
supported by**



**Norske Skog**  
Boyer


Paper Maker to the Nation



**Re-use Wonder  
Competition Entry 1**



**Re-use Wonder  
Competition  
Entry 2**



**Re-use Wonder  
Competition  
Entry 3**





These are my latest finds from the Recovery Shop, two old lamp fittings which I turned into an interior decor piece that was a gift.

## **Re-use Wonder Competition Entry 4**





This is an old coffee table which I refurbished to match my bedroom furniture and now use it as a footer for my bed.

**Re-use Wonder  
Competition Entry 5**





**Re-use Wonder  
Competition Entry 6**



**Re-use Wonder  
Competition Entry 6**





I cleaned at least ten thousand red bricks for my home renovation.

What to do with all left over half bricks?


**Re-use Wonder  
Competition Entry 7**

**Re-use Wonder  
Competition Entry 8**






I bought my all parts from your tip shop and then created my new outdoor set just in time for the family for Easter.



**Re-use Wonder  
Competition  
Entry 9**

**Re-use Wonder  
Competition Entry 10**





## Cascading Light

Six glass discs, once light reflectors in high-bay warehouse lights collect cascading water. Each disc once full, cascades to the next disc below forming one solid waterfall, a LED light is mounted directly under the waterfall creating one solid sheet of white light as it travels up the water molecules.

**Re-use Wonder  
Competition  
Entry 11**



It is the first thing I have ever renovated, loved every minute and I sure I'll be back again soon.

**Re-use Wonder  
Competition Entry 12**





I make the garden sculptures from used glass and china, and use steel rebar, and glue them together.

## **Re-use Wonder Competition Entry 13**



**Re-use Wonder  
Competition  
Entry 13**





Renovated to perfect condition.

**Re-use Wonder Competition Entry 14**



Laserlite and door  
used for under house  
storage 6 x 4.  
Very handy.



**Re-use Wonder  
Competition Entry  
15**




**Re-use Wonder  
Competition  
Entry 16**



**Re-use Wonder  
Competition  
Entry 17**



**Re-use Wonder  
Competition  
Entry 18**



**Re-use Wonder  
Competition Entry 19**



**Re-use  
Wonder  
Competition  
Entry 20**



I am a photographer and I love finding wonderful things in the tip shop to use in photo shoots. One of my favourite finds was a wonderful chair that I use a lot.

**Re-use Wonder  
Competition Entry 21**





**Re-use Wonder  
Competition Entry 22**



**Re-use Wonder Competition Entry 22**



I love to create garments from anything I can, to take something simple and to enhance and enrich it. The pants made from a ribbed jumper, the undershirt is a tablecloth and the rest is made from blankets dyed with native cherry with various leaves wrapped in them. I have made patterns from existing garments as well as adapting a pattern I found at the tip shop.

Kate Fletcher, Warriors of Cloth.

**Re-use Wonder Competition Entry 22**



I used old fence palings and recycled timber from the Glenorchy Tip Shop to repurpose the item into a toy box for my grandchildren.

**Re-use Wonder Competition Entry 23 – WINNER 2015**



**Re-use Wonder  
Competition  
Entry 23**

**WINNER 2015**



## In the Garden of a Cultured Mind

The shop mannequin was quite badly damaged. Just a torso and cracked bald head held together with gaffer tape. I used this as the basis for a sculpture commemorating Lady Jane Franklin, & emphasising her interest in culture and the arts.

The work was exhibited at the Lady Franklin Galley in a show entitled "Jane's Garden."

It also uses small books, a vase & empty frame as well as a column fashioned from PCV plumbing pipe (all from the Recovery Shop.) Scraps of second-hand cheesecloth & calico were used to fashion clothes for the figure & the 'hair' is made with plaster bandage & silicone gap-filler. Builders expanding foam has been used to disguise the lack of arms under her shawl. The whole work has then been sprayed white to give a formal, classical appearance.

The work was purchased on the opening night of the exhibition & is now in the permanent collection of the Art Society of Tasmania. It can be viewed at the Lady Franklin Gallery , Lenah Valley. Open weekends.

**Re-use Wonder Competition Entry 24**



Most of my bedroom) has been furnished with items from the Recovery Shop and Op/Tipshops. My bedside table, (a painted monstrosity that turned out to be blackwood) chair (re-upholstered re-finished) & bed base (build with bits & pieces) come from the Recovery Shop.

**Re-use Wonder Competition Entry 25**



## Re-use Wonder Competition Entry 26



I fitted out The Kentish Hotel in Oatlands from the Recovery Shop - vinyl records on the bar face, movie projector, camera crane and camera, studio mike boom, front black awning over entrance to bakery, all engine parts in gents toilets, Marilyn's & Errol's directors chairs, old phones, old movie cameras, artificial palm trees, art deco soda bottles, some art deco furniture, movie film stock cans and reels, etc





**Re-use  
Wonder  
Competition  
Entry 26**



**And a BIG THANK YOU to all Re-use Wonder  
Competition 2015 entrants from the  
Recovery crew.**

**Thanks for caring**

**Thanks for sharing**

**Thanks for your effort and inspiration**

**And thanks for the wonder...ful**